



Srujanavani

Scholarship Apply Process

ముందుగా అందరూ Google chrome లేదా Firebox లలో <https://scholarship.srujanavani.org/>
అనే website ను browse చేసినయెడల ఈ క్రింద చూపిన విధంగా వస్తుంది . తరువాత
Student Sign in with Google పై click చేయాలి



Srujanavani Scholarship

This scholarship is for the students who are in good academic standing and demonstrate financial need. To apply, eligible students must login using student Google account and complete the application form during Scholarship registration period.



Need help?



 Help Youtube Video

 Help PDF Document



ఇలా వచ్చిన తరువాత మీ యొక్క G-mail enter చేసి next , click చేయాలి, మీ యొక్క మెయిల్ Password enter చేసి next , click చేయాలి.

Welcome

Enter your password

Show password

[Forgot password?](#)

[Next](#)

మీకు scholarship website open అవుతుంది. మీరు register పై click చేయాలి



Student registration

You are login for the first time to the Srujanavani Scholarship App. Please register first to proceed.

Verify that following email to associate your **google** account to do the registration is correct. *Otherwise, please go back and signout your google account and retry again*

Email


[Redacted email address]

Register






తరువాత మీరు **profile** పైన **click** చేయాలి





Websiteలో అడిగిన వివరాలను మీ యొక్క 10th class marks లిస్ట్ ప్రకారం నింపాలి. Aadhar , ఫోన్ నెంబర్ , date of birth తరువాత మీ అడ్రెస్ నింపాలి, ప్రతి step ను పూర్తి అయిన తరువాత save పై click చేయవలెను, తరువాత next click చేయవలెను.

Personal Details



Full Name *
Name should be entered as per SSC mark list exactly. Any deviation in name from SSC mark list may lead to disqualification

Date of Birth * Gender *
Choose one Choose one

Phone Number * WhatsApp Number *

Category
Choose one Situation
Choose one

Email*
rapetiramarao990@gmail.com

Aadhar Number *

Student ID
20220036

Present Address

Address Line 1 * Address Line 2 Land Mark

City * District * State * Pin Code

Permanent Address Same As Present Address

Permanent Address (if its different from Present Address)

Address Line 1 Address Line 2 Land Mark

City District State Pin Code



ప్రస్తుతం మీరు ఏమి చదువుతున్నారు ,కాలేజీ పేరు ,10వ తరగతి వివరాలు నింపాలి . **save** పై **click** చేయవలెను, తరువాత **next click** చేయవలెను.

My Profile > Current Education

3/18

Current Education

Current Education *
Choose one

Current Education Year
Choose one

Current Education Branch

Current College Name *

Current College Type
Choose one

Current College Place

Current Education Medium
Choose one

Current Education Expected Completion Year

Current Education Comments

Save

← Previous

Next →

Past Education - 10th Standard

School Type *
Choose one

Grade *

Pass Year

School Name *

School Type *
Choose one

School Place

Medium
Choose one

School Comments

Save

← Previous

Next →



మీరు ఒక వేళ ఇంటర్ నుండి **Engineering** చదివితే, మీరు ఇంటర్ వివరాలు నింపాలి. **Diploma** నుండి అయితే **Diploma** వివరాలు నింపాలి . **save** పై **click** చేయవలెను , తరువాత **next click** చేయవలెను.

Past Education - Intermediate

Inter Branch *	College Name	College Type Choose one	
College Place	Inter Medium Choose one	Inter Comments	
Inter 1st Year Marks	Inter 1st Year Pass Year	Inter 2nd Year Marks	Inter 2nd Year Pass Year



మీరు **Degree** అయితే **Degree** వివరాలు , **Engineering** అయితే **Engineering** వివరాలు నింపాలి. **save** పై **click** చేయవలెను , తరువాత **next click** చేయవలెను.

Past Education - Graduation

Graduation Type Choose one	Graduation Branch *	College Name
College Type Choose one	College Place	Graduation Medium Choose one
Graduation Comments		



మీరు **Diploma** లేక **Engineering** అయితే మీ **Eamcet/Polycet ranks** నింపాలి . మీరు ట్రైనింగ్ చేసినట్లు అయితే **company** పేరు నింపాలి .**save** పై **click** చేయవలెను , తరువాత **next click** చేయవలెను.

Past Education - Entrance Exams (State level and above)

Students who have attended entrance exam(s), should enter Rank & Marks details compulsory. The details adds score to your appl

1st Entrance Exam

Entrance Exam Name
Choose one

Rank

Exam Date

Comments

2nd Entrance Exam

Entrance Exam Name
Choose one

Rank

Exam Date

Comments

3rd Entrance Exam

Entrance Exam Name
Choose one

Rank

Exam Date

Comments

Save

[My Profile](#) > Past Education - Workplace Training

Workplace/Industrial Training

Students should enter details of industrial training or work experience, if any. Diploma students who had undergone industrial training should enter details compulsory.

1st Workplace/Industrial Training

Company Name

Company Address

Training Start Date to Training End Date

Training Marks

Comments

2nd Workplace/Industrial Training

Company Name

Company Address

Training Start Date to Training End Date

Training Marks

Comments

Save



మీ కుటుంబంలో ఉన్న వారి వివరాలు, వారు ఏమి చేస్తున్నారు, వారి సంవత్సరక ఆదాయంనింపాలి . **save** పై **click** చేయవలెను , తరువాత **next click** చేయవలెను.

My_Profile > Family 11/18

Family

Students should enter all family members details including brother and sister, compulsory. any incomplete application will be rejected.

Father

Father Name*	Father Age	Father Occupation*
Father Income* Choose one	Father Situation Choose one	Comments

Mother

Mother Name*	Mother Age	Mother Occupation*
Mother Income* Choose one	Mother Situation Choose one	Comments

Guardian

Guardian Name	Guardian Age	Guardian Gender Choose one
Guardian Relationship Choose one	Guardian Occupation	Guardian Income Choose one
Guardian Situation Choose one	Comments	

Activate Windows
Go to Settings to activate Windows.



మీ యొక్క బ్యాంకు వివరాలు తప్పులు లేకుండా నింపాలి(బ్యాంక్ ఖాతాదారుని పేరు బ్యాంకు బుక్ లో ఏ విధంగా ఉందో ఆ విధంగా నింపవలెను). **save** పై **click** చేయవలెను , తరువాత **next click** చేయవలెను.

My Profile > Bank Details 12/

Bank Details

Students should enter own bank account details preferably. Student don't have own bank details should open a bank account, if scholarship granted

Bank Name *	Branch Area *	Branch & IFSC Code *
Account holder Name *	Account Number *	Account Type * Choose one



మీకోసం కొన్ని వ్యాఖ్యలలో వివరించాలి . **Save** పై **click** చేయవలెను ,
తరువాత **Documents** పై **click** చేయవలెను.

Srujanavani Scholarship Home My Profile Documents

My Profile > About You

About You

Students should enter the details like goals, ambitions, achievements, hobbies, family & financial background,..... anything about you. These details will form a important selection criteria.

system-ui

Save



ముఖ్యంగా మీరు మీ యొక్క ఫోటో ,Aadhar card, Ration card , Bank book, All previous education marks certificates లను upload చేయాలి. చేసిన ప్రతి సారి success అని వస్తుంది.

Documents > Upload

Upload Student Documents

Student should upload following documents compulsorily:

1. Student Photo
2. Ration card
3. Aadhaar card
4. Bank account passbook
5. All Marks list

Please upload one document after other documents

Document Type
Choose one

Upload Document
Choose File No file chosen


Accepts .PDF or .JPG or .JPEG file only

Scholarship 2022-23

/2022 to 31/05/2023

/2022 to 31/05/2023

ons



SUCCESS

Student Profile Submitted Successfully



Profile పై click చేస్తే Verify ఓపెన్ అవుతుంది మరల verify పై click చేయాలి . మీ ఫోటో తో కూడిన profile ఓపెన్ అవుతుంది Red గా వచ్చినవి తప్పు మరల వాటిని edit చేయాలి Green గా వచ్చినవి right

Srujanavani Scholarship Home My Profile Documents

Documents > Upload

Upload Student Documents

Student should upload following documents

1. Student Photo
2. Ration card
3. Aadhaar card
4. Bank account passbook
5. All Marks list

Please upload one document after other documents.

Document Type
Bank Document

Upload Document

Choose File No file chosen

Accepts .PDF or .JPG or .JPEG file only

Upload Back

Personal Details
Address
Education
Family
Bank
About You
Review
Verify

Srujanavani Scholarship Home My Profile Documents

My Profile > Verify

Verify

By providing all required fields, the profile will be ready for Submissions

Personal Details

Student Name

Date of Birth, Age should be between 15-25 years

Aadhar Number

Phone Number with ten digits

WhatsApp Number with ten digits

Address

Present Address

Education

Curmt Education

10th Education



Profile పై click చేస్తే Review ఓపెన్ అవుతుంది మరల Review పై click చేయాలి . మీ ఫోటో తో కూడిన profile ఓపెన్ అవుతుంది lastలో next click చేయాలి

Srujanavani Scholarship Home My Profile Documents

Documents > Upload

Upload Student Documents

Student should upload following documents

1. Student Photo
2. Ration card
3. Aadhaar card
4. Bank account passbook
5. All Marks list

Please upload one document after other documents

Document Type: Bank Document

Upload Document

Choose File No file chosen

Accepts .PDF or .JPG or .JPEG file only

Upload Back

Personal Details
Address
Education
Family
Bank
About You
Review
Verify

Srujanavani Scholarship Home My Profile Documents

Profile Review

your photo

your details

StudentID	
Full Name *	
Date of Birth *	
Gender *	
Email *	
Phone Number *	
WhatsApp Number *	
Aadhar Number *	
Category	OC
Situation	Single parent

Address

Present Address

Address Line 1 *	4-15 ramalaya veedi
Address Line 2	Narasapuram village
Land Mark	
City *	Chodavaram
District *	visakhapatnam



Submit profile ୱେ click ୱେୟାଲି

[My Profile](#) > [Submit](#)

Submit Your Profile

I, Rapeti ramarao, here by declare that all the information provided in my profile are true and correct any time.

Rapeti ramarao ,

30 / 8 / 2022

Please Note:

1. Your profile needs to be submitted before applying for the scholarship
2. Once submitted, your profile can't be edited.
3. Submission of Profile shall not guarantee any scholarship

 [Submit Profile](#)



Scholarship pe click చేయాలి, తరువాత apply pe click చేయాలి

Srujanavani Scholarship Home My Profile Documents Scholarship Disbursements

Scholarship > Apply

Scholarship Apply

Scholarship Name	Scholarship 2022-23
Scholarship Duration	01/06/2022 to 31/05/2023
Registration Duration	01/06/2022 to 31/05/2023
New Scholarship 2022-23	

I have read, understand, and agree to the above rules and regulations

[✓ Apply](#)

Scholarship > Apply

Scholarship Apply

Scholarship Name	Scholarship 2022-23
Scholarship Duration	01/06/2022 to 31/05/2023
Registration Duration	01/06/2022 to 31/05/2023
New Scholarship 2022-23	

I have read, understand, and agree to the above rules and regulations

[✓ Apply](#)

I have read, understand, and agree to the above rules and regulations

[✓ Apply](#)

SUCCESS

Student Profile Submitted Successful

[OK](#)



Logout పై **click** చేయాలి మీరు స్కాలర్షిప్ కి అన్ని **steps** పూర్తి అవుతాయి .

